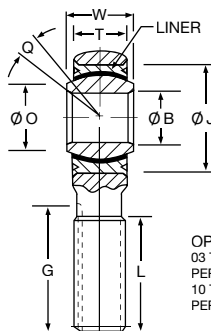
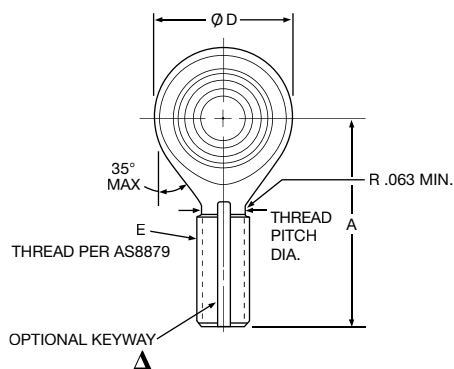


# AS81935/1 Wide - Male Thread



OPTIONAL KEYWAY:  
03 THROUGH 08 SIZES  
PER AS81935/3  
10 THROUGH 16 SIZES  
PER NAS 559

### Notes:

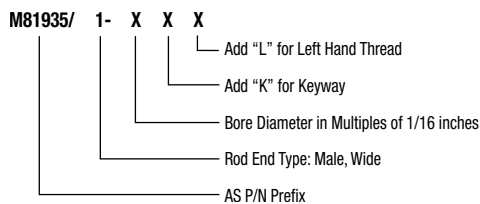
- Bearings listed in the tables are approved for procurement to AS81935.
- Temperature: Operating temperature range per AS81935; -65° to 325°F . Broader temperature capabilities are achievable. Contact NHBB Applications Engineering.

△ For keyway details, refer to the engineering section, pages 68-69.

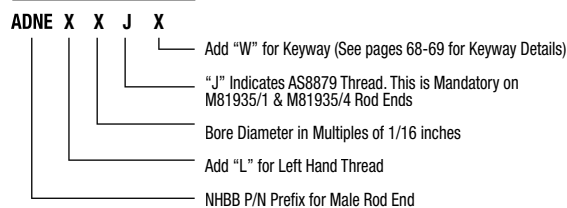
Part Number	MS Dash No.	(B) Bore Diameter	(D) Head Diameter	(W) Ball Width	(T) Body Width	(O) Shoulder Diameter	Ball Diameter	(A) Ball C/L to End	(E) Thread Size	(L) Complete Thread	(J) Housing I.D.	(G) Keyway Flat	(Q) Mis-alignment
		Inch	Inch	Inch	Inch	Inch	Inch	Inch		Inch	Inch	Inch	Ref.
<b>M81935/1*</b>		+ .0000 - .0005	+ .010 - .010	+ .000 - .002	+ .005 - .005	Min.	Ref.	+ .010 - .010	UNJF-3A	+ .031 - .031	Max.	+ .000 - .020	
ADNE3J	-03	.1900	.806	.437	.337	.300	.531	1.562	5/16-24	.968	.6250	.980	15°
ADNE4J	-04	.2500	.806	.437	.337	.300	.531	1.562	5/16-24	.968	.6250	.980	15°
ADNE5J	-05	.3125	.900	.437	.327	.360	.593	1.875	5/16-24	1.187	.6875	1.270	14°
ADNE6J	-06	.3750	1.025	.500	.416	.470	.687	1.938	3/8-24	1.187	.8125	1.235	8°
ADNE7J	-07	.4375	1.150	.562	.452	.540	.781	2.125	7/16-20	1.281	.9062	1.402	10°
ADNE8J	-08	.5000	1.337	.625	.515	.610	.875	2.438	1/2-20	1.468	1.0000	1.589	9°
ADNE10J	-10	.6250	1.525	.750	.577	.750	1.062	2.625	5/8-18	1.562	1.1875	1.683	12°
ADNE12J	-12	.7500	1.775	.875	.640	.850	1.250	2.875	3/4-16	1.687	1.3750	1.808	13°
ADNE14J	-14	.8750	2.025	.875	.765	1.000	1.375	3.375	7/8-14	2.000	1.6250	2.121	6°
ADNE16J	-16	1.0000	2.775	1.375	1.015	1.270	1.875	4.125	1 1/4-12	2.343	2.1250	2.464	12°

\*For rod ends with threads per MIL-S-7742 Rev. D (UNF-3A), omit "J" from part number.

### Aerospace Standard P/N - Wide



### NHBB P/N - Wide



### Materials

Part No.	Ball	Race	Liner	Body
Catalog No.	CRES 440C AMS 5630 Rc55-62	CRES 17-4PH AMS 5643 Rc28-37	PTFE/Fabric Bonded to Race I.D. No Lub. Required	4340 Alloy Steel AMS6415 Rc39-42 H.T. Cadmium Plated††
Catalog No. + CR†	CRES 440C AMS 5630 Rc55-62	CRES 17-4PH AMS 5643 Rc28-37	PTFE/Fabric Bonded to Race I.D. No Lub. Required	CRES 17-4PH AMS 5643 Rc39-44 Passivated

†† Body cadmium plated per AMS-QQ-P-416, Type II, CL. 2 on all surfaces including body bore.

† Stainless Steel Series is not available to Aerospace Standard, but may be ordered to NHBB Part Number as indicated. Example: ADNE4CRJ or ADNE4-382CR

### Performance Properties - Wide

MS Dash No.	No Load Rotational Breakaway Torque	Ultimate Static Radial Load	Axial Static Proof Load	Fatigue Load	Approx. Weight	
						In-lbs.
MS						
M81935/1*	Dash No.					
ADNE3J	-03	0.5-6.0	2360	1000	1470	.072
ADNE4J	-04	0.5-6.0	4860	1000	2380	.072
ADNE5J	-05	1.0-15.0	7180	1100	2770	.087
ADNE6J	-06	1.0-15.0	8550	1660	3570	.136
ADNE7J	-07	1.0-15.0	12000	1850	4800	.183
ADNE8J	-08	1.0-15.0	19500	2040	7680	.278
ADNE10J	-10	1.0-15.0	21900	2430	9180	.424
ADNE12J	-12	1.0-15.0	29300	2810	11600	.639
ADNE14J	-14	1.0-24.0	34500	3320	13100	.963
ADNE16J	-16	1.0-24.0	80300	4340	30400	2.546

\*For rod ends with threads per MIL-S-7742 Rev. D (UNF-3A), omit "J" from part number.